

CTE Scleral

CTE (Continuous Tear Exchange) Scleral Contact Lenses PATIENT HANDLING INSTRUCTION GUIDE

This document contains important product use and safety information. Contact lenses should always be fitted by an eye-care practitioner. It is essential that you always follow their advice and any instructions provided by them on the lenses and any care products that they recommend or provide. Do not use if the packaging or the product is damaged. Please read all the instructions carefully prior to use.

INTENDED USE

CTE Scleral lenses are suitable for the optical correction of all irregular corneas, as directed by your eye-care practitioner.

HANDLING YOUR LENSES

Before handling your CTE lenses, wash your hands carefully with anti-bacterial soap, making sure you wash your fingertips, then rinse them thoroughly with water. Handle your CTE lenses over a clean and vacant surface, just in case one of them slips. When handling your lenses, it is recommended to always start with the same one (with the right eye, for example). Complete the handling and fitting of one lens before starting the other one.

LENS INSERTION

There are a variety of different methods to insert and remove your CTE lenses. Please follow the advice of your eye-care practitioner if instructed on a technique that differs from the method below.

A suggested method is to place the CTE lens on your forefinger and use the middle finger of the same hand to hold your lower lid down. With the index finger of the other hand, raise the upper eyelid. Place the CTE lens onto the centre of the eye (Fig. 1). Gently release the lids and blink (Fig. 2). The CTE lens will centre automatically. Repeat the process for the other eye.



Fig. 1



Fig. 2

LENS REMOVAL

Before commencing with the removal of your CTE lens, wash your hands carefully with anti-bacterial soap, making sure you wash your fingertips, then rinse them thoroughly with water.

For your left eye, place the forefinger of your left hand at the outer corner of your eye (Fig. 3). Place your right hand below the eye ready to catch the CTE lens. Stare hard at your right hand and with your left forefinger pull the eyelid towards your ear then blink (Fig. 4). The CTE lens should pop out of your eye ready to be caught with your right hand (Fig. 5). Repeat the process for the other eye.



Fig. 3

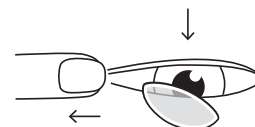


Fig. 4

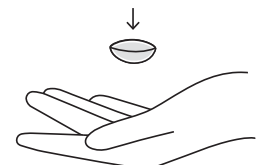


Fig. 5

DISINFECTION/SOAKING

Clean and disinfect your CTE lenses by strictly following the instructions on your solution bottle or as directed by your eye-care practitioner.

RECOMMENDED WEARING TIMES

If you are wearing a CTE Scleral lens for the first time, check with your eye-care practitioner how often and for how long they wish for you to wear these lenses. These lenses are designed for daily wear and should be removed prior to going to bed or sleeping.

CARING FOR YOUR LENSES

Your eye-care practitioner will recommend the appropriate lens care system for you and your CTE lenses. Always use the eye care system recommended by your eye-care practitioner. Always follow the instructions supplied with the product carefully. This will discourage the destruction of harmful microorganisms and reduce the risk of infection.

REPLACEMENT SCHEDULE

It is recommended that CTE Scleral lenses should be replaced on a yearly basis or more frequently as recommended by your eye-care practitioner.

PRECAUTION

Any variation to the following should only be performed under the advice of your eye-care practitioner.

- Follow the advice of your practitioner and their recommendations, and make regular visits.
- Take care when inserting the CTE lens as a scratched cornea is vulnerable to infection. Avoid long nails which harbor bacteria. Do not touch the lens with fingernails.
- Never use tweezers or other tools to remove your CTE lenses from the lens container unless specifically indicated for that use. Always pour the lens into the hand.
- Always handle lenses carefully and avoid dropping them. If you do happen to drop your CTE lenses, please follow the disinfection/soaking steps provided.
- Insert your CTE lenses before applying make-up. Remove lenses before removing make-up. Use fiber and oil free mascaras. Avoid contact between your CTE lenses or eyes and any cosmetic products including aerosols, lotions, soaps, and creams. Water-based cosmetics are less likely to damage your CTE lenses than oil-based products.
- If aerosol products such as hairspray are used while wearing your CTE lenses, exercise caution and keep eyes closed until the spray has settled. Avoid all harmful or irritating vapors and fumes while wearing your CTE lenses.
- Never wear your CTE lenses beyond the time recommended by the eye-care practitioner.
- Keep your CTE lenses out of reach of children.
- If the CTE lens becomes bound to the eye place a few drops of saline or preservative free lubrication drops in the eye, wait 20 minutes, and then try and remove the lens again. If the lens is still bound to the eye, then immediately consult your eye-care practitioner.
- Remove your CTE lenses immediately in the presence of noxious or irritating fumes.
- Consult your eye-care practitioner before using your CTE lenses for any water related activity. Only use your CTE lenses for water sports if water-tight goggles are worn.

WARNINGS

Problems with contact lenses and lens care products could result in serious injury to the eye. Eye problems, including corneal ulcers, can develop rapidly and lead to loss of vision.

- DO NOT sleep while wearing your CTE lenses.
- DO NOT use any disinfectants not intended for contact lens disinfection and cleaning (e.g. household products) on your lenses.
- DO NOT wear your CTE lenses when using eye medications or eye drops (unless advised to do so by your eye-care practitioner).
- DO NOT touch your CTE contact lenses with fingers or hands if your hands are not clean, as microscopic scratches of the lenses may occur, causing distorted vision and/or injury to the eye.
- DO NOT use saliva or anything other than the recommended solutions for lubricating or wetting your CTE lenses.
- DO NOT rinse your CTE lenses or lens case with tap or bottled water.
- DO NOT expose your CTE lenses to water while you are wearing them (e.g. showering). Exposing your lenses to water increases the risk of microbial infection.

Always inform your employer of being a contact lens wearer. Some jobs may require the use of eye protection or may require that you do not wear contact lenses.

POTENTIAL ADVERSE REACTIONS

Excessive wear of contact lenses, particularly overnight wear, is associated with safety concerns and potential adverse reactions with contact lens wear. Problems associated with contact lens wear may affect the eyelid, the conjunctiva, the various layers of the cornea and even the tear film that covers the outer surface of the eye.

If you notice any of the following issues with your CTE Scleral lenses, then IMMEDIATELY REMOVE YOUR LENSES.








- Eye stinging, inflammation, burning, itching or eye pain
- Decreasing comfort from when you first inserted the lens
- Excessive watering of the eye
- Redness of the eye
- Unusual eye secretions or redness
- Sensitivity to light
- Dry eyes
- Poor visual acuity (reduced sharpness of vision)

If any of these symptoms appear, please remove your CTE lenses, clean them carefully and examine the lens closely.

If damage to the CTE lens is identified upon inspection, DO NOT put the lens back in your eye. Place the lens in the storage case and contact your eye-care practitioner.

SYMBOL REFERENCE GUIDE

The following symbols may appear on the label or carton:

SYMBOL	DEFINITION	SYMBOL	DEFINITION
EXP	Expiry date: Refer to packaging		Single Patient Multiple Use
LOT	Batch code: Refer to packaging		Fragile
	Consult instructions for use	L	Left Eye
	Manufacturers details	R	Right Eye
	Do not use if packaging is damaged	BOZR	Back Optic Zone Radius
	Indicates product has not been sterilized	DIA	Diameter
R_x Only	Prescription only product	PWR	Power
MD	Medical Device	SZR	Scleral Zone Radius
	Use caution		

EMERGENCIES

Eye infections can be serious, if your eye is red, painful and/or vision is affected in any way please immediately remove your CTE lenses (if still in the eye) and contact your eye-care practitioner or seek medical advice urgently.

If any chemicals of any kind (household products, gardening solutions, laboratory chemicals etc.) enter your eye or you come into contact with noxious vapours or hazardous environments. **YOU SHOULD REMOVE THE LENSES** and flush eyes immediately with saline (preferably) or tap water and immediately contact your eye-care practitioner or seek medical advice.